


XLR Connector Patchbays

- MIS Color-Code System
- Male & Female may be mixed in same patchbay
- 3" (75mm) & 6" (150mm)
Strain Relief Cable Bars Available
- Tapped Mounting Holes (4-40)
Allow ultra flexibility in design, reconfiguration & maintenance. Screws available separately.
- Maxxum Identification System (MIS) color-coding caps. 13 colors available separately.



*WKM-US216E2-3FDLX-B81



*WKM-US116E1-3FDLXB-B81

*Panels shown above illustrate assorted Maxxum Identification System (MIS) color-code caps. Panels are shipped with Black (MIS) color-code caps installed. 13 colors are available.



Number of Rows of Connectors

- 1 1 Row of Connectors
- 2 2 Rows of Connectors, 2 & 3RU Panels Only

Number of Connectors per Row

- 12 12 Connectors per row
- 16 16 Connectors per row

Panel Height

- 1 1 Rack Unit 1.75", 44mm
- 1.5 1.5 Rack Unit 2.62", 66mm
- 2 2 Rack Unit 3.50", 89mm
- 3 3 Rack Unit

Cable Bar

- BZ No Cable Bar
- B80 3" [75mm] Cable Bar for 1RU & 2RU Panel
- B81 6" [150mm] Cable Bar for 1RU & 2RU Panel

Z Empty Panel

Neutrik Black/Gold DL Series with Solder Cups

DLB1

F - Female M - Male

3, 4, 5, 6 or 7 Number of Poles

Neutrik Black/Gold DLX Series with Solder Cups & Duplex Ground Contacts

DLXB

F - Female M - Male

3, 4, 5, 6 or 7 Number of Poles

Neutrik Nickel/Silver DL Series with Solder Cups

DL1

F - Female M - Male

3, 4, 5, 6 or 7 Number of Poles

Neutrik Nickel/Silver DLX Series with Solder Cups & Duplex Ground Contacts

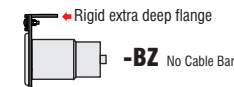
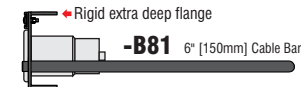
DLX

F - Female M - Male

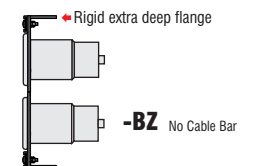
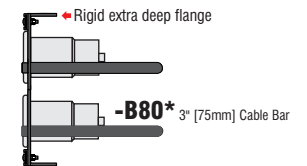
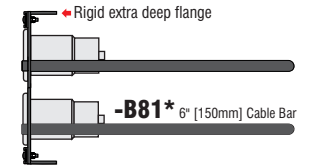
3, 4, 5, 6 or 7 Number of Poles

Cable Bar Side Views

1RU



2RU



*2RU XLR Panel Cable Bar Option is supplied with 2 cable bars

Ordering Information

Ordering Information - Maxxum Universal Bulkhead Strain Relief Cable Bars

Model	AVP P/N	Description
CB-80	908566	3" [75mm] Strain Relief Cable Bar with mounting hardware
CB-81	908567	6" [150mm] Strain Relief Cable Bar with mounting hardware

