




Super HD+ Series Video

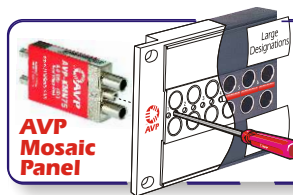
Partners in Broadcast, Telecom & Satellite Solutions

Micro Video Jackfield

Super^{HD+} Series 3.0GHz - 3Gb/s Micro Video Jackfield



- Front-mount 3.0GHz - 3Gb/s Micro Dual Video Jacks meet SMPTE 424M-2006 specifications
- Industry Standard DIN 1.0/2.3 rear termination
- Allows 48 channels / 96 patchpoints in a 1RU, 19" rack or 96 channels / 192 patchpoints in a 1.5RU, 19" rack
- Design is based on our very successful, market proven midsize & standard size video jacks, with over a half million jacks in the field
- Life Cycle rating of 20,000
- Multiple jack configurations available
- Made & assembled in Canada/USA



- Front-mount jacks simplify system re-design & maintenance
- Numbered jack positions for quick and accurate installation, system troubleshooting & operational ease
- Patented designation design maximizes viewable area
- CIS (Circuit Identification System), allows color-coding of every circuit

Captive screws stay in the panel, not lost in the rack

Ordering Information

Panel Configuration

- 2 2x48 (48 Dual Jacks)
- 4 4x48 (96 Dual Jacks)

Number of Jacks Across

48 48 Jacks

Panel Height


- 1 1 Rack Unit 1.75", 44mm
- 15 1.5 Rack Unit 2.62", 66mm
- 2 2 Rack Unit 3.50", 89mm

Installed Front-mount Jack Type


- KMN75 3.0GHz 75Ω Normaled, Terminating, dual jack
- KM75 3.0GHz 75Ω Non-Normaled, Terminating, dual jack
- KMN 3.0GHz 75Ω Normaled, Non-Terminating, dual jack
- KM 3.0GHz 75Ω Non-Normaled, Non-Terminating, dual jack
- Z None (empty panel)

Options, add to end of Model Number

- BAR Heavy-duty 7.0" [178mm] Cable Bar



Shown with Optional Heavy-duty Cable Bar



AVP-KMN75
3.0GHz Normaled Terminating

AVP-KM75
3.0GHz Non-Normaled Terminating

AVP-KMN
3.0GHz Normaled Non-Terminating

AVP-KM
3.0GHz Non-Normaled Non-Terminating

Microsize Patchcords

Model Number

KPC - [] - []

Patchcord Length

- 1 1' [300mm]
- 1.5 1.5' [450mm]
- 2 2' [600mm]
- 3 3' [900mm]
- 4 4' [1200mm]
- 6 6' [1800mm]
- 10 10' [3.05m]

Color

- BLACK
- RED
- GREEN
- BLUE
- YELLOW
- PURPLE
- ORANGE
- WHITE



example... KPC-2-BLUE

Installation Cables

Model Number

BNCPC - [] - [] - D12

Rear Interconnect Cable Length in feet

Connect the DIN 1.0/2.3 rear of the video jack to BNC terminated cable, demarcation panel or equipment.

example... BNCPC-6-BLACK-D12



Color

- BLACK
- RED
- GREEN
- BLUE
- YELLOW
- PURPLE
- ORANGE
- WHITE

Popular Models

Model	Description
Complete Jackfields - 3.0 GHz normaled terminating (KMN75)	
AV-K248E1-KMN75	2x48 Panel, 1RU 48 KMN75 normaled terminating front-mount jacks
AV-K248E15-KMN75	2x48 Panel, 1.5RU 48 KMN75 normaled terminating front-mount jacks
AV-K448E15-KMN75	4x48 Panel, 1.5RU 96 KMN75 normaled terminating front-mount jacks
AV-K248E2-KMN75	2x48 Panel, 2RU 48 KMN75 normaled terminating front-mount jacks
Complete Jackfields - 3.0 GHz non-normaled terminating (KM75)	
AV-K248E1-KM75	2x48 Panel, 1RU 48 KM75 non-normaled terminating front-mount jacks
AV-K248E15-KM75	2x48 Panel, 1.5RU 48 KM75 non-normaled terminating front-mount jacks
AV-K448E15-KM75	4x48 Panel, 1.5RU 96 KM75 non-normaled terminating front-mount jacks
AV-K248E2-KM75	2x48 Panel, 2RU 48 KM75 non-normaled terminating front-mount jacks
Empty Panels	
AV-K248E1-Z	2x48 Panel, 1RU, empty, for front-mount jacks
AV-K248E15-Z	2x48 Panel, 1.5RU, empty, for front-mount jacks
AV-K448E15-Z	4x48 Panel, 1.5RU, empty, for front-mount jacks
AV-K248E1-Z	2x48 Panel, 2RU, empty, for front-mount jacks

In the interest of improved design and performance, AVP reserves the right to make changes in its specifications without prior notice. Copyright © 2011 AVP MFG & Supply Inc.



toll free: 1-800-481-2493 USA & Canada
tel: 519-740-7966 • fax: 519-740-0131 • email: sales@jackfields.com

Audio / Video / Digital Jackfields • www.jackfields.com



Super HD+ Series Video

Partners in Broadcast, Telecom & Satellite Solutions

Micro Video Jackfield

SuperHD+ Series 3.0GHz - 3Gb/s Microsize Dual Video Jack Specifications



Electrical:

Rated Bandwidth: 3.0GHz-3Gb/s - Meets HDTV SMPTE 424M-2006 Specification
 Characteristic Impedance: 75 Ohms
 Contact Resistance: Less than 50 milliohms
 Termination Resistance: 75 Ohms \pm 1%

Environmental:

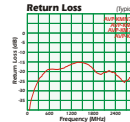
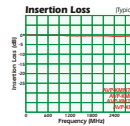
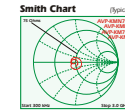
Operating Temperature: -40°C to 65°C
 Storage Temperature: -40°C to 65°C
 Thermal Shock: Per MIL-STD-202, Method 107
 Moisture and Humidity: Per MIL-STD-202, Method 106
 RoHS: RoHS Compliant

Mechanical:

Mechanical Shock: Per MIL-STD-202, Method 213, Test condition I
 Vibration: Per MIL-STD-202, Method 201 20,000 minimum

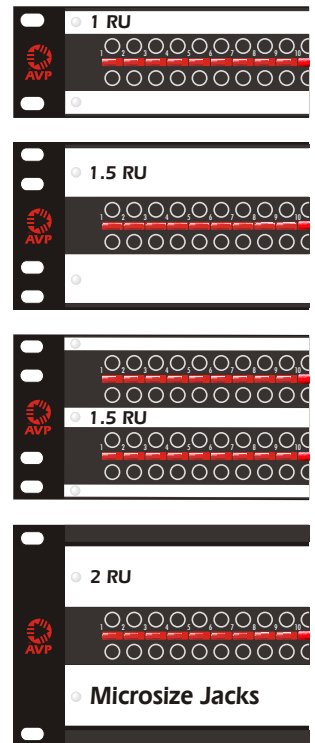
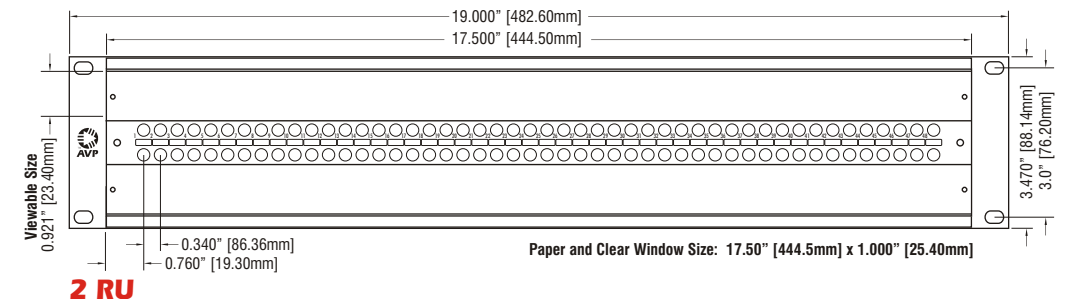
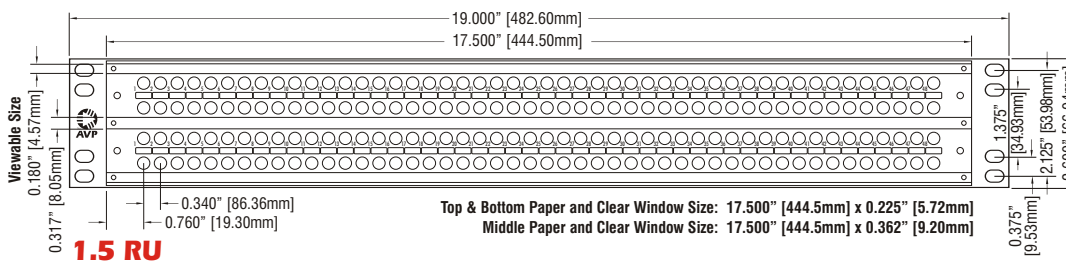
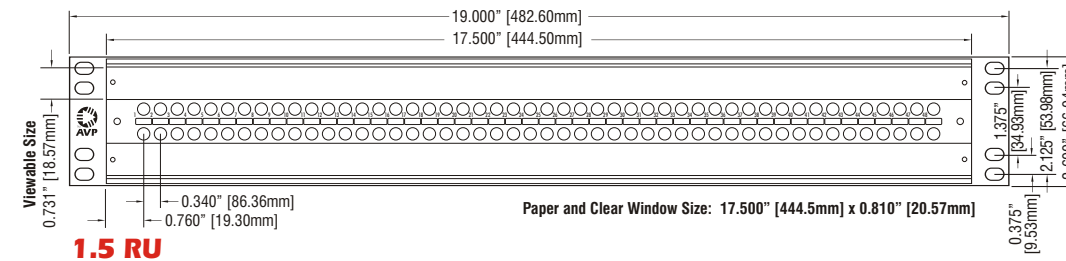
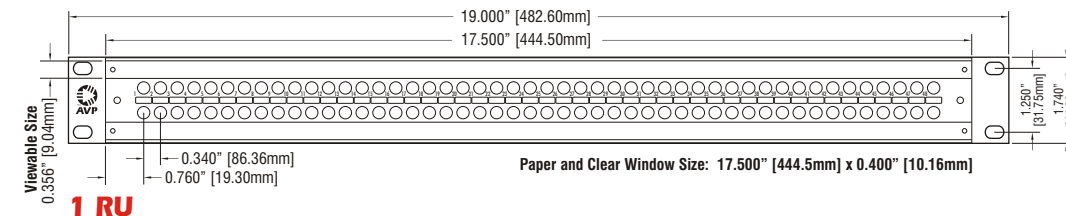
Material:

Housing: Zinc alloy, nickel plated
 Center Contacts: Copper alloy, gold plated
 Switching Contacts: Copper alloy, gold plated
 Grounding Contacts: Copper alloy, gold plated
 Actuators: Thermoplastic, UL 94V-0 rated
 Insulators: Teflon



Microsize Video Jacks Configurations and Specifications

Microsize Video Designation Layouts



In the interest of improved design and performance, AVP reserves the right to make changes in its specifications without prior notice. Copyright © 2009 AVP MFG & Supply Inc.



AVP MFG & SUPPLY INC

toll free: 1-800-481-2493 USA & Canada
 tel: 519-740-7966 • fax: 519-740-0131 • email: sales@jackfields.com

Audio / Video / Digital Jackfields • www.jackfields.com