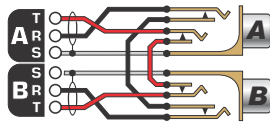
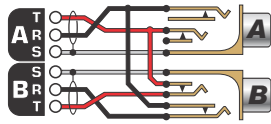


FN Full Normals



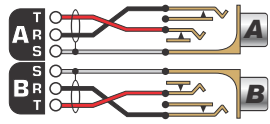
Physical:
A: T, R, S, wired out to rear termination connector. TN, RN are strapped at the jacks to B: TN, RN respectively.
B: T, R, S, wired out to rear termination connector. TN, RN are strapped at the jacks to A: TN, RN respectively.
Function: Signal from A is automatically looped to B. If a patchcord is inserted in A or B, the automatic looping is broken.
Features and Benefits: Automatic Looping.

HN Half Normals



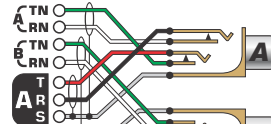
Physical:
A: T, R, S, wired out to rear termination connector. T, R are strapped at the jacks to B: TN, RN respectively.
B: T, R, S, wired out to rear termination connector. TN, RN are strapped at the jacks to A: T, R respectively.
Function: Signal from A is automatically looped to B. If a patchcord is inserted in A, the signal is still looped to B. However, if a patchcord is inserted in B, the automatic looping is broken.
Features and Benefits: Automatic Looping, Signal Monitoring when A is patched.

NN No Normals



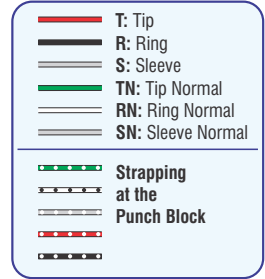
Physical:
A: T, R, S, wired out to rear termination connector.
B: T, R, S, wired out to rear termination connector.
Function: A circuits are completely independent from B circuits. U-Links or patchcords must be used.
Features and Benefits: Simple patching.

NT Normals Out

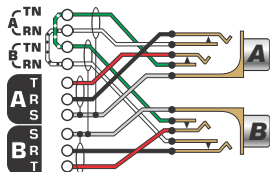


Physical:
A: T, R, S, TN, RN wired out to rear termination connector.
B: T, R, S, TN, RN wired out to rear termination connector.
Function: No Normals, reconfigurable.
Benefits:
 1. Flexibility: Full or Half Normals can be strapped, per circuit, at the rear termination connector.

Normaling Descriptions

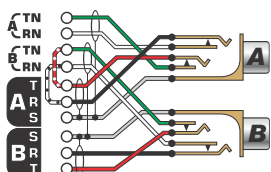


FR Full Normals Strapped at Punch Block



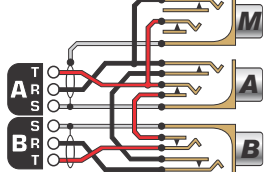
Physical:
A: T, R, S, TN, RN wired out to rear termination connector.
B: T, R, S, TN, RN wired out to rear termination connector.
Punch Block: Full Normals
Function: Full Normals, reconfigurable.
Benefits:
 1. Saves time at installation.
 2. Flexibility: Full or Half Normals can be strapped, per circuit, at the rear termination connector.

HR Half Normals Strapped at Punch Block



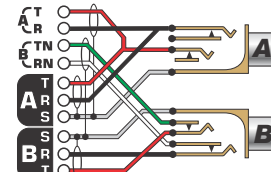
Physical:
A: T, R, S, TN, RN wired out to rear termination connector
B: T, R, S, TN, RN wired out to rear termination connector
Punch Block: Half Normals
Function: Half Normals, reconfigurable
Benefits:
 1. Saves time at installation.
 2. Flexibility: Full or Half Normals can be strapped, per circuit, at the rear termination connector.

FM Full Normals with Monitor



Physical:
A: T, R, S, wired out to rear termination connector. TN, RN are strapped to B: TN, RN respectively. In addition T, R are strapped to M: T, R respectively
B: T, R, S, wired out to rear termination connector. TN, RN are strapped to A: TN, RN respectively.
M: T, R are strapped to A: T, R respectively
Function: Full Normals (A and B). M monitoring of A.
Features and Benefits: Automatic Looping from A to B. Monitoring of A is always available in M.

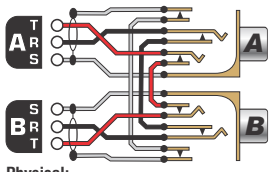
HT Half Normals Out Connectorized 90 Pin Only



Physical:
A: T, R, S, wired out to rear 90 pin connector. T, R also wired out to rear 120 pin connector.
B: T, R, S, wired out to rear 90 pin connector. TN, RN wired out to rear 120 pin connector.
Function: No Normals, reconfigurable.
Benefits:
 1. Flexibility: Half Normals or No Normals can be configured, per circuit, at the rear 120 pin connector.

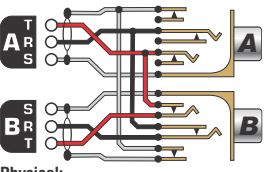
Sleeve Normals

FNS Sleeve Normals Strapped at Jacks



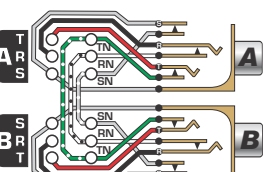
Physical:
A: T, R, S, wired out to rear termination connector. TN, RN, SN are strapped at the jacks to B: TN, RN, SN respectively.
B: T, R, S, wired out to rear termination connector. TN, RN, SN are strapped at the jacks to A: TN, RN, SN respectively.
Function: Signal from A, (including Sleeve) is automatically looped to B. If a patchcord is inserted in A or B, the automatic looping is broken.
Features and Benefits:
 1. Automatic Looping of Tip, Ring & Sleeve.
 2. Switching Grounds.

HNS Sleeve Half Normals Strapped at Jacks



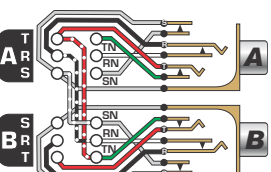
Physical:
A: T, R, S, wired out to rear termination connector. T, R, S are strapped at the jacks to B: TN, RN, SN respectively.
B: T, R, S, wired out to rear termination connector. TN, RN, SN are strapped at the jacks to A: T, R, S respectively.
Function: Signal from A, (including Sleeve) is automatically looped to B. If a patchcord is inserted in B, the automatic looping is broken.
Features and Benefits:
 1. Automatic Looping of Tip, Ring & Sleeve.
 2. Switching Grounds.

FRS Sleeve Normals Out Strapped at Punch Block



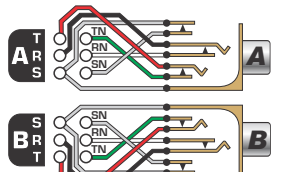
Physical:
A: T, R, S, TN, RN, SN wired out to rear termination connector.
B: T, R, S, TN, RN, SN wired out to rear termination connector.
Punch Block: Full Normals
Function: Full Normals, reconfigurable.
Benefits:
 1. Flexibility: Full or Half Normals can be strapped, per circuit, at the rear termination connector.
 2. Switching Grounds.

HRS Sleeve Half Normals Strapped at Punch Block



Physical:
A: T, R, S, TN, RN, SN wired out to rear termination connector.
B: T, R, S, TN, RN, SN wired out to rear termination connector.
Punch Block: Half Normals
Function: Half Normals, reconfigurable.
Benefits:
 1. Flexibility: Full or Half Normals can be strapped, per circuit, at the rear termination connector.
 2. Switching Grounds.

NTS Sleeve Normals Out



Physical:
A: T, R, S, TN, RN, SN wired out to rear termination connector.
B: T, R, S, TN, RN, SN wired out to rear termination connector.
Function: No Normals, reconfigurable.
Benefits:
 1. Flexibility: Full or Half Normals can be strapped, per circuit, at the rear termination connector.
 2. Switching Grounds.